

Placement Report 2025-26

... as on 03 June 2026



Degrees | Departments | Specializations

B.Tech

Civil Engineering
Chemical Engineering
Computer Science Engineering
Electrical Engineering
Materials Engineering
Mathematics and Computing
Mechanical Engineering

M.Tech

Computer Science Engineering
Computer Science Engineering (3 Yrs)
Signal Processing & Communication
Structural Engineering
Sustainable Energy Engineering
Thermal Engineering
Tunnel Engineering
VLSI Design

M.Sc & MS (R)

Physics
Chemistry

Placement Highlights

210+ Companies registered

345+ Offers Made

2.5 lakh per month Highest Industrial Stipend

... and counting

Industry Speaks 2.0



B.Tech Placement Highlights ... as on 03 June 2026

Chemical Engineering

Registered Placed Other Career Choices




Average Salary

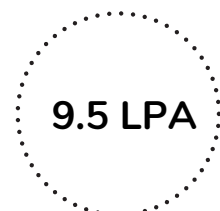


Civil Engineering

Registered Placed Other Career Choices



Average Salary



Computer Science Engineering

Registered Placed Other Career Choices




Average Salary



Electrical Engineering

Registered Placed Other Career Choices




Average Salary



Materials Engineering

Registered Placed Other Career Choices




Average Salary



Mechanical Engineering

Registered Placed Other Career Choices



Average Salary



M.Tech Placement Highlights ... as on 03 June 2026

Computer Science Engineering

Registered 30 Placed 30 Other Career Choices 1

IT Offers 92%
Others 8%

Average Salary

20 LPA



Electrical Engineering

Registered 34 Placed 28 Other Career Choices 3

Core Offers 85%
Others 15%

Average Salary

22.8 LPA



Mechanical Engineering

Registered 12 Placed 9 Other Career Choices 1

Core Offers 82%
Others 18%

Average Salary

8.8 LPA



Civil Engineering

Registered 31 Placed 28 Other Career Choices 3

Core Offers 100%

Average Salary

6.80 LPA



Chemical Engineering

Registered 5 Placed 4 Other Career Choices 1

Core Offers 100%

Average Salary

6.9 LPA



Internship Highlights

Summer Attachment Programme

The scheme is aimed at providing financial support by the institute to home college students, mainly B.Tech pre-final year students, to promote summer Internships nationally and internationally.



Statistics for Batch 2025-26



Statistics for Batch 2024-25

International Organizations



Key Highlights

- Top 10%tile CTC is around 30 LPA.
- 45% of the batch have received IT offers, 37% of them received Core offers, and the remaining students grabbed offers from firms in Banking, Consulting, etc.
- The highest stipend received this year was 2.5 lakhs/month
- 3 students have received International offers, and around 10 students went for foreign internships partially sponsored by the institute.

Major Recruiters



"Successful people are not gifted; they just work hard, then succeed on purpose."
—G.K. Nielson



Reach Us

 placements@iitjammu.ac.in

 0191-2570289

 <https://iitjammu.ac.in/cds>